

GAZEBO

LUMBER

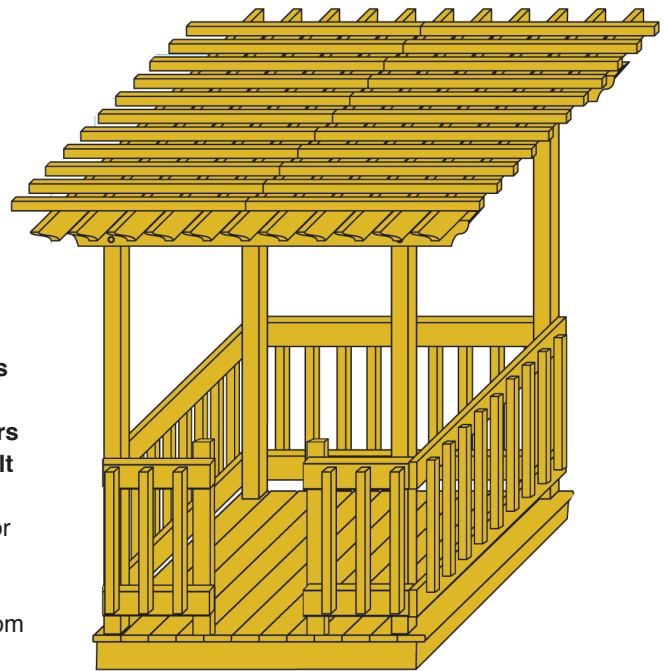
- 8 → 2" x 6" x 10' **Box framing and joists**
- 8 → 2" x 6" x 10' **Top and bottom rails**
- 22 → 5/4" x 6" x 10' **Decking**
- 4 → 4" x 4" x 8' **Posts**
- 2 → 4" x 4" x 4' **Rail posts**
- 104 → 2" x 2" **Balusters**
- 4 → 2" x 8" x 10' **Beams**
- 11 → 2" x 6" x 10' **Supports**
- 11 → 2" x 2" x 10' **Supports**

FASTENERS AND HARDWARE

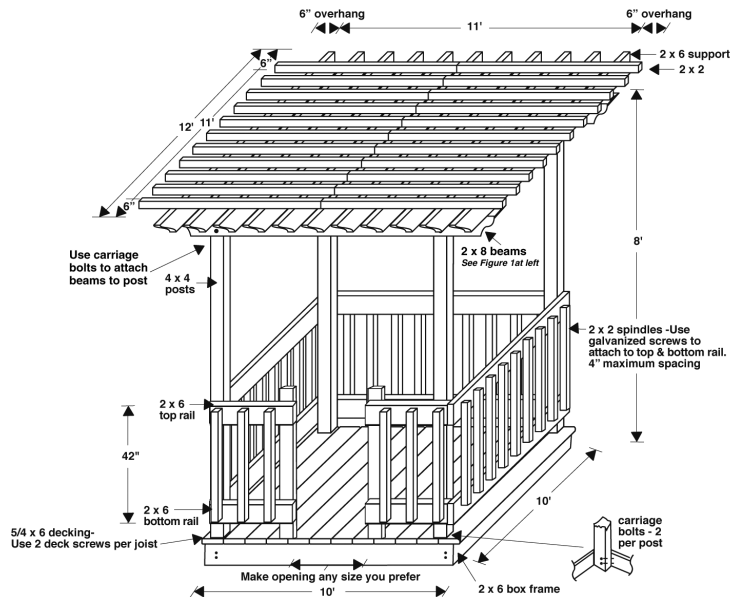
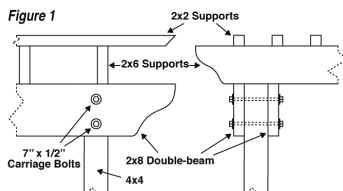
- 600 → 2-1/2" **Manufacturer recommended deck screws**
- 6 lbs. → 10d **Manufacturer recommended nails**
- 8 → 2" x 6" **Manufacturer recommended joist hangers**
- 8 → 1/2" x 7" **Manufacturer recommended carriage bolt**

TIP: In some applications you may use screws instead of nails for better holding power.

TIP: Use water repellent or stain with water repellent when your job is finished to help protect your pressure treated wood from splitting, checking, and warping.



Find your local YellaWood[®] dealer
at YellaWood.com



FASTENER AND HARDWARE INFORMATION SHEET

FOR MICRONIZED COPPER TREATED PRODUCTS

Micronized copper treated products (micronized copper quaternary or micronized copper azole) offer many benefits including significantly improved corrosion performance. YellaWood[®] brand pressure treated pine with micronized copper preservatives exhibits corrosion rates on metal products similar to CCA pressure treated wood and untreated wood.

- **For interior or exterior applications** – Use fasteners and hardware that are in compliance with the manufacturer’s recommendations and the building codes for their intended use. As with any good design and construction practices, treated wood should not be used in applications where trapped moisture or water can occur. Where design and/or actual conditions allow for constant, repetitive or long periods of wet conditions, only stainless steel fasteners should be used.
- **For exterior applications** – The following minimum galvanization levels may be used for connectors, joist hangers, fasteners and other hardware that are placed in direct contact with exterior applications of micronized copper treated wood:

Fasteners - nails, screws, etc. ASTM – A 153 (1 oz/ft²)

Hardware - connectors, joist hangers, etc. ASTM – A 653 G90 (0.90 oz/ft²)

The effects of other building materials within a given assembly, along with environmental factors, should also be considered when selecting the appropriate hardware and fasteners to use for a given project containing treated wood.

Stainless Steel fasteners and hardware are required for Permanent Wood Foundations below grade and are recommended for use with treated wood in other severe exterior applications such as swimming pools, salt water exposure, etc. - Type 304 and 316 are recommended grades to use.

- **Aluminum** building products may be placed in direct contact with YellaWood[®] brand products used for interior uses and above ground exterior applications such as decks, fencing, and landscaping projects. Examples of aluminum products include siding, roofing, gutters, door and window trim, flashing, nails, fasteners and other hardware connectors. However, direct contact of micronized copper treated products and aluminum building products should be limited to code-compliant construction applications that provide proper water drainage and do not allow the wood to be exposed to standing water or water immersion.

We recommend you contact the aluminum building products manufacturer for its recommendations regarding use of its aluminum products in contact with micronized copper treated wood in ground contact applications or when exposed to salt water, brackish water, or chlorinated water, such as swimming pools or hot tubs.

Also check with the aluminum building products manufacturer regarding compatibility with other chemicals and cleaning agents. Contact Osiose for further information on aluminum contact use in commercial, industrial, and specialty applications such as boat construction.

IMPORTANT INFORMATION

- Consult the end tag to determine which preservative or preservative system was used in the treatment of that particular product. Micronized copper treated products may be used in direct contact with aluminum building products when limited to code-compliant construction applications that provide proper water drainage and do not allow the wood to be exposed to standing water or water immersion.
- Use fasteners and other hardware that are in compliance with building codes for the intended use with micronized copper treated products.
- Do not burn preserved wood.
- Wear a dust mask and goggles when cutting or sanding wood.
- Wear gloves when working with wood.
- Some preservative may migrate from the treated wood into soil/water or may dislodge from the treated wood surface upon contact with skin.
- Wash exposed skin areas thoroughly.
- All sawdust and construction debris should be cleaned up and disposed of after construction.
- Wash work clothes separately from other household clothing before reuse.
- Preserved wood should not be used where it may come into direct or indirect contact with drinking water, except for uses involving incidental contact such as fresh water docks and bridges.
- Do not use preserved wood under circumstances when the preservative may become a component of food, animal feed or beehives.
- Do not use preserved wood as mulch.
- Only preserved wood that is visibly clean and free of surface residue should be used.
- If the wood is to be used in an interior application and becomes wet during construction, it should be allowed to dry before being covered or enclosed.
- If you desire to apply a paint, stain, clear water repellent or other finish to your preservative-treated wood, we recommend following the manufacturer's instructions and label of the finishing product. Before you start, we recommend you apply the finishing product to a small exposed test area before finishing the entire project to ensure it provides the intended result before proceeding.
- Mold growth can and does occur on the surface of many products, including untreated and treated wood, during prolonged surface exposure to excessive moisture conditions. To remove mold from the treated wood surface, wood should be allowed to dry. Typically, mild soap and water can be used to remove remaining surface mold. For more information visit www.epa.gov.
- Projects should be designed and installed in accordance with federal, state and local building codes and ordinances governing construction in your area, and in accordance with the National Design Specifications (NDS) and the Wood Handbook.

Disposal Recommendations:

Preserved wood may be disposed of in landfills or burned in commercial or industrial incinerators or boilers in accordance with federal, state and local regulations.

YellaWood®
Pressure Treated Pine

YellaWood® brand pressure treated products are treated with micronized copper quaternary or micronized copper azole using the MicroPro® copper preservative process. Ask dealer for warranty details. Great Southern Wood Preserving Incorporated, its affiliates, subsidiaries and TSO providers, use Osmose, Inc. wood preserving products, methods, systems and technology in the treatment of YellaWood® brand products. For more information visit www.osmosewood.com. For important handling and other information concerning our products or for a copy of the YellaWood® brand Material Safety Data Sheet (MSDS), please visit us at www.greatsouthernwood.com or write us at P.O. Box 610, Abbeville, AL 36310. YellaWood® and the yellow tag are federally registered trademarks of Great Southern Wood Preserving Incorporated. The Great Southern Wood Preserving Incorporated logo is a trademark of Great Southern Wood Preserving Incorporated. MicroPro® is a federally registered trademark of Osmose Incorporated. The MicroPro® Wood Treatment Process is certified under SCS's Environmentally Preferable Product (EPP) program based on Life-Cycle Assessment.

Great Southern Wood Preserving Incorporated makes no warranties expressed or implied as to the fitness for a particular purpose of this plan.

YellaWood®
Pressure Treated Pine
©2009